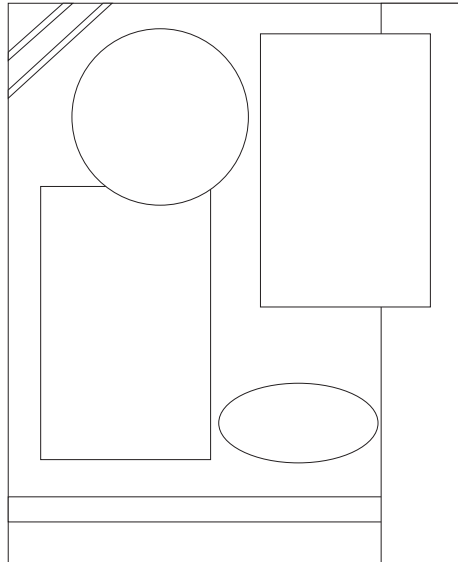
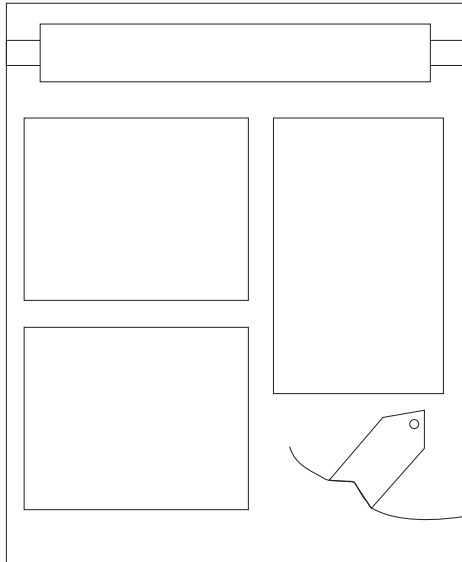


## Sketch Challenge #3



Create a 12" x 12" layout using this sketch. Feel free to use either layout or both. Use any product that you would like.

Let's see how different all of the layouts are using your ideas and my design.

Have fun!



E-mail me a picture of your finished layout. I will post the pictures on my website.

Embellish as desired

### Need Ideas?

- mix and match patterns
- mix and match colours
- distress
- embellish
- stamp
- emboss
- apply layers
- utilize textures

My Sample



### Supplies:

*All Supplies, Close to My Heart*

- Rustic Reflections Paper Pack
- Card Stock - Olive, Dutch Blue, Cocoa
- Stamp Sets - Classic Caps, Vintage Postcard
- My Stickese - Rustic
- Inks - Cocoa and Olive

### Techniques:

- Distressed by tearing
- Distressed by edging
- Distressed by inking
- Distressed by sanding

### Embellishments:

- 3D pop dot
- Brads, conchos, hemp
- Circle window charms